

# Cactus Needle

The Embroiderers' Guild of America, Inc.

Tucson Chapter [www.tucsonega.org](http://www.tucsonega.org)

Vol. 44 No. 04

APRIL 2026

## EGA MISSION STATEMENT

*"The Mission of the Embroiderers' Guild of America is to inspire passion for the needle arts through education and celebration of its heritage."*

### ELECTED BOARD 2025-2026

#### President

Bonnie Heidler

#### VP, Programs

Gretchen McGill

#### Secretary

Michelle Wood

#### Treasurer

Angela Martinek

#### Region Rep

Raynelle Duhl

### APPOINTED BOARD

#### By-laws:

OPEN

#### Community Outreach:

Kathleen Garza

#### Hospitality:

Doris Fello

#### Membership:

Helen Salkowski

#### Education:

Cindy Miranti

#### Ways/Means:

Tammy Krassy

#### Workshops:

Maura Robinson

#### Librarian:

Suzanne Knepper

#### Newsletter:

Susan Willis

#### Seminar 2027

Pam Brummit

#### Publicity:

Beth Mayo

#### Beading:

Shawn Brown

Sharon Marchant

#### Historian: Loni Campbell

Hello Fellow Stitchers and Beaders.

Spring is finally here...or is it summer? It sure is hot outside and doesn't feel very spring like. But flowers are blooming and allergies are having a hay-day with all of us. Hot days are great days to stay in and bead or stitch.

Our March meeting presentation by Gretchen McGill about how to navigate the EGA website gave us lots of projects to think about. The 53 beaders and stitchers that showed up learned about all the cool things EGA offers to our chapter members. If you couldn't make the presentation, be sure to check because I did send it out to everyone.

Perhaps it was because so many people showed up, or because Gretchen's presentation was riveting, but we got four new members. Welcome new members!

Unfortunately, we did lose a member in March. Marj Jorden passed away suddenly. She was 95.

Beth Mayo presented three opportunities in the month of April to show our work. For those participating in the Arizona Needle Arts Show April 14 – 25, at HD South at the Home of the Gilbert Historical Museum, please be sure to bring your pieces to the meeting.

April's program will be a beading project taught by Shawn Brown and Sharon Marchant. You will learn to bead a pair of earrings. Please let Gretchen McGill know if you are interested in the class, so we have the correct number of kits. Inside this newsletter is a description of the project, so be sure to check it out.

As most of you know, we have stitch-ins once a month on Saturdays at the Martha Cooper Library. The library changed the reservation from the second Saturday of the month to the third Saturday of the month starting in April. See the **SAVE THE DATE** listing at the end of this newsletter for updated meeting dates.

As always, don't forget to bring a non-perishable item for the church. The church has accommodated us so much in recent months that it would be great for us to continue supporting their food drive program.

I look forward to seeing everyone at the April meeting. It should be a fun meeting. If you can't attend in person, there is always the option to Zoom into the meeting.

Happy beading and stitching.

*Bonnie*

## HOSPITALITY

Doris Fello

Refreshments for the April 2, 2026, meeting will be provided by:



Bonnie Heidler, Mary Howe Lor, and Cindy Miranti

*Doris*

## MEMBERSHIP

Helen Salkowski



Please welcome our newest members:

Chris Beck, Pat Britton, and Barbara Swalley.

All ladies attended our March meeting and decided to join us!

We are happy to have you with us and look forward to seeing you again.

If you see a new face at our meeting, please take time to get acquainted.

And a reminder: Wear your name tag, because even some of us long time members sometimes forget the name that goes with the face.



*Helen*



As in recent years, we once again have the opportunity to exhibit our gorgeous stitching at Irina's library, the Sahuarita branch. Be thinking about which pieces you would like to display.

Irina and I will collect your work at the April General Meeting (April 2nd), and the items will be displayed in the library from May 2nd until June 27th.

The Arizona Needle Arts Exhibit will take place at the Gilbert Historical Museum from April 14-25. Please bring your items and entry form and fees to the April 2 General Meeting. Marilyn will bring them up to Gilbert for you. You can find the form on the Starlight Stitches home page: <https://www.starlightstitches.org/> The fee for the first item is \$7 and \$5 for each additional piece.

## Beth

Cathey's can support your hobby at every level – every *stitch* of the way!

		
Embroidery Only <b>Janome</b> <b>Memory Craft 100E</b> <b>\$899</b> MSRP \$1,399	Classroom Certified <b>Janome</b> <b>Continental M17</b> <b>\$10,999</b> MSRP \$19,999	Sewing & Embroidery with Disney <b>Brother</b> <b>Innov-is NS1850D</b> <b>\$1,299</b> MSRP \$1,649

Pick your price point and we will find the perfect match!  
Call or stop by any location today!

<b>Cathey's</b> SEWING & VACUUM	5701 E. Speedway Blvd. (520) <b>721-4000</b>	5851 E. Speedway Blvd. (520) <b>504-5858</b>	8700 N. Oracle Rd. (520) <b>797-7177</b>	18805 I-19 S. Frontage Rd. B103 (520) <b>300-5002</b>
Cathey's Store hours: Monday-Friday 9am - 6pm / Saturday 9am - 4pm / Closed Sunday				<b>catheys.com</b>

## WAYS AND MEANS Tammy Krassy

March baskets included a St Pat's (Green) themed basket won by Heidi Burruell and a Pets & Animals basket won by Chris Patrick. Donations for the opportunity basket were \$177. Thank you to our very generous members.



April basket themes will be Spring (and Bunnies) and, Garden to Table. There will be multiple painted canvas selections, threads including Rainbow Galleries, charts, and fabric in both baskets.

Here's an update about our third annual Stash Sale, which is typically held in the spring. Due to our busy program schedule (great news for us!), we're moving the sale to October 24th—yes, that's a Saturday! We're planning to invite our ANG needlepointer friends and turn this into a Halloween potluck event, since we won't have our usual Spring Luncheon in 2027 as we'll be preparing for the National EGA conference. So, consider doing your "spring cleaning" in late summer and get ready for our first joint stash sale! We'll share more information as plans come together.

*Tammy*

## **MARCH PROGRAM**

Thanks for all your positive feedback on the March Program, “Uncovering the Treasures of the EGA Website – Classes and Projects and Blogs, Oh MY!” It sounds like attendees walked away with some new amount of information about the EGA website, regardless of how many years you had belonged.

My Power Point presentation, the program handout, and a copy of my talking points were forwarded to the chapter’s email distribution. If you did not receive it, please contact me ([casademcgill@gmail.com](mailto:casademcgill@gmail.com)) and I will send you copies.

I hope the program inspires you to explore our website and take advantage of the many opportunities offered with your membership. Should you come across something that is new or that I overlooked, please let me know. I think EGA National continues to update their offerings, and I look forward to seeing the new material available to us.

## **APRIL PROGRAM**

### ***Beaded Medallions using Brick Stitch - Sharon Marchant & Shawn Brown***



For our April program our beading gurus, Shawn and Sharon, will be teaching Colorful Beaded Medallions (in photo above) designed by Lisa Yang, author of “Wire Wrap Jewelry Making for Beginners.” The medallions are a free project from the EGA Website. This project uses a beginner friendly beading technique, Brick Stitch, to create round medallions, perfect for jewelry. A quick project for both experienced and first-time beaders.

Sharon and Shawn want to have enough supplies for all who attend, so RSVP are needed. If you have not already sent an email RSVP to Gretchen McGill ([casademcgill@gmail.com](mailto:casademcgill@gmail.com)) and plan to participate, please do so by Monday, March 30th.

Participants are asked to bring scissors that can cut Fireline (NOT good sewing or embroidery scissors as Fireline can damage them), a beading mat (if you have one) or a small container to corral your beads, and lighting if needed. The Beading Group provides all other materials so you can make one necklace pendant or two earring pendants.

## **MAY PROGRAM**

### ***Blackwork - Cindy Minati and Beth Mayo***



The May Program will be this lovely Blackwork Bookmark (an EGA Petite Project) using basic Blackwork skills, giving participants a small taste of this historic technique. Part of their presentation will cover the rich history of Blackwork (think of all the portraits of Queen Elizabeth the First and Sir Francis Drake).

There will be a sign-up sheet at the April meeting. I will continue to collect via email until early May in case you miss it. Supplies will be posted in the May newsletter.

Beth and Cindy are planning a future workshop to teach more blackwork skills using one of EGA's Free Projects, the Blackwork Honeycomb Needlebook. The May program will be a chance for you to try your hand at this skill before embarking on a larger project.



## **JUNE PROGRAM**

### ***Wool Applique Nametag***

For our last meeting before the summer break, Melody Baker and Heather Laird will be teaching us Wool Applique skills as we complete a woolly nametag. Plans are to have an example for the April meeting with a photo in the May newsletter. Stay tuned for sign up and supply information.

### **COMING SOON**

#### ***Annual Programs, Education, and Workshop Survey***

***Gretchen McGill – Cindy Miranti – Maura Robinson***



In the next month, we will be sending out an on-line survey to gauge members' interest in topics for future programs, education, and workshops. In 2025, we sent out our first on-line survey and over 45 members respond. Recent and upcoming programs (finishing techniques, Blackwork, wool applique, etc.), Online Studio Classes (Terri Bay – Snowy Day), GCC (Kim Sanders- Cosmos) and workshops (Hannah Rosner – mixed media and Terri Bay – Hardanger) are the result of your responses to that survey.

We are already planning for learning opportunities in 2027 and 2028, and we need your input to decide what to offer. When the survey arrives in your email, we hope that you will complete it, so your voice can be included in our future offerings.

***Gretchen***

Please contact me to arrange to borrow books from the library.

Here is the list of books available in our extensive library:

<https://cloud.collectorz.com/egalibrarytucson/books>

In addition, we have several hundred books listed on our website:

[www.tucsonega.org](http://www.tucsonega.org) Member Resources Library Books

## IMPORTANT WEBSITES

[tucsonega.org](http://tucsonega.org)

<https://psrega.org>

[egausa.org](http://egausa.org)

[facebook.com](https://facebook.com)

(SAL)

us up

[stitchingjules.com](http://stitchingjules.com)

[Instagram.com](https://instagram.com)

[antiquepatternlibrary.org](http://antiquepatternlibrary.org)

[archive.org](http://archive.org)

[threadabead.com](http://threadabead.com)

[rsnstitchbank.org/stitch](http://rsnstitchbank.org/stitch)

Tucson EGA Chapter website

Pacific Southwestern Region website

EGA National website

**EGA Stitch A Long** / Facebook **Stitch A Long**

group. Region now has a Facebook page, so, look and like the page. **EGA Tucson-** Facebook page

listing of floss tube videos (cross stitch)

#tucsonstitchers or #TucsonEGA

Antique Pattern Library

Antique and vintage book resource

Patterns for beaded objects

Royal School of Needlepoint stitch bank for reference to

many stitches

NEEDLEWORK • CLASSES • GIFTS • CARDS • TOYS



*Anticipating Some Summer Travel?*

Are you planning any fun trips this summer?  
Why not commemorate your adventures with a Vintage Luggage Tag  
or stitch-up a self-finishing rounder with travel-related insert.  
New canvases are arriving weekly, along with new needle minders, too!

STORE HOURS: Monday through Saturday 10am to 4pm

River Center @ Craycroft  
5615 E. River Road, Suite 101  
Tucson, Arizona 85750  
[www.thewestinc.com](http://www.thewestinc.com)


*the West* INC

Our vision and mission is to improve the quality of life in the Tucson area and provide grants to qualified Tucson-area non-profit organizations.

520.299.1044


Suzanne, one of our felters, did a fabulous job on this project.

Designer Sue Spargo's Cacti in Terra Cotta Pot.



Our chapter has 96 members.  
Our goal is 100!

Do you have a Shining Star in your chapter?



The annual Gold Thread award recognizes outstanding individuals who have given freely of their time and talents and best exemplify EGA's purpose.

The deadline to apply is May 1, 2026. There is a printable form on the EGA National website: [Scholarships and Awards | Embroiderers' Guild of America](#).

Mari Bangs, Channel Islands Chapter member and our former Region Director, was the Region Gold Thread Award Winner in 2025.

You might have someone in your chapter who has done a lot for EGA. If you need any help with this, please contact me.

I would love to help you recognize the best of the best.

*Raynelle*



# BEADING

Sharon Marchant

At our March beading meeting, we continued with our 3-month process of learning all about herringbone stitch. Our 3-month series is an introduction to all three stitch variations. Our February meeting focused on a flat herringbone bracelet, March focused on a tubular herringbone necklace, and April will focus on a small sculptural vessel.

There were quite a few stitchers at our March meeting working on our tubular herringbone necklace, and several people left the meeting with most of their first diamond complete. We didn't quite catch pictures of everyone's work before people started to head out, but check out the progress shots we did get!



In process tubular herringbone work from  
Connie Lagergren, Sharon Marchant,  
Michelle Woods Helen Salkowski, and  
Kathleen Garza



Michelle Woods finished her  
gorgeous necklace.

At our April meeting, we will work on this cute little 3-dimensional beaded vessel by River Rose.... See Page 12 for photo.

This will be our project for both the April and May beading meetings as it will take a little more time than our other herringbone projects.

Please go to <https://beadworkersguild.com/wp-content/uploads/2022/02/Bitsy-the-Teeny-Tiny-Vessel-by-River-Rose.pdf> to download a copy of the pattern before the meeting. We will **NOT** be bringing printed copies of the pattern to the meeting as it is a 23-page file (including the very useful compendium), so please plan ahead and print in advance if you like to work from a printed copy. Otherwise, there are several great pdf reader apps that you can load the file into and work from it electronically.

We passed out several copies of page 2 of the pattern at our last beading meeting which included the supply list and instructions for beading a 24-bead ladder out of bugle beads to use as a starter strip for the vessel. Please try to make your starter strip before the meeting (but know that we will help you at the meeting if you get stuck). Make sure to check your bugle beads for sharp edges and breaks. If your bugle bead has a jagged/broken edge, please discard it – it will cut your thread. If the edges are a bit rough, you can gently sand them with an emery board.



Bitsy the Teeny Tiny Vessel by River Rose

Materials for Bitsy:

5g of Miyuki Delica beads (listed as cylinder beads in the pattern) TOHO Aiko or TOHO Treasure beads will also work (these are the pale mint green beads in the photo)

1/5g size 11/o round beads (any brand) (these are the round dark green beads in photo)

3mm bugle beads to make your ladder/starter strip

Fireline 6lb, 8lb, or even 10lb Fireline will work. If you have soft tension and already own a heavier test of Fireline (bigger number) bring that – it will be of benefit. Don't race out to purchase if you already have 6lb though. Usual beading tools: bead mat, needles, scissors, thread burner, and a light/magnification.

**NEW VIRTUAL EDUCATION COURSE:** Online zoom in real time – Black work Sweet Bag and accessories.



**Registration Dates:** March 16 to May 25, 2026, 9 a.m. Eastern

**Class Dates:** June 26/27, 2026

This Virtual Education Course will take place on Zoom on Friday, June 26 and Saturday, June 27, 2026. Both days start at 11:30 a.m. Eastern and end at 6:30 p.m. Eastern (8:30-3:30 AZ)

**Skill Level:** Intermediate

**Instructor:** Carolyn Standing Webb

**Cost:** Class registration is \$90 plus the kit fee of \$45 plus postage, which includes hard-copy instructions. Postage is \$10 for the US: \$145 total. There will be no refunds for cancellations.

<https://egausa.org/courses/black-rose-sweet-bag/>

## NEW ONLINE STUDIO COURSES:




These delicate petit point slippers are designed to hold a thimble and a pin cushion. The slippers are just the right size to learn the art of petit point on silk gauze. The design is inspired by Victorian era stitching. The kit provides each student with the supplies needed for a perfect finish.

**Registration dates:** March 4 to April 1, 2026

**Class schedule:** June 3-17, 2026

<https://egausa.org/courses/victorianslippers/>



This sampler features 22 band designs teamed with scattered acorns, birds, berries, geometric forms and other motifs that were popular during the 16th and 17th centuries. They are stitched in back and flat stitches, queens, partial queens, buttonhole bars, small Algerian eyes, four-sided, diagonal rice, double cross, and cross stitches. Additional stitches comprise the dividing bands of flower and acorn patterns, including Italian hem stitch (a pulled thread technique), flat stitch block, double back, Belgian cross, tent, colonial knots, zigzag, cross, small cross, and cross stitch with bars.

**Registration dates:** April 4 to May 4, 2026

**Class schedule:** July 1, 2026

**Number of Lessons:** 1

**Class format:** PDF

**Class cost:** Class and Kit – \$90, with shipping, handling

**Kit Contents:** Linen fabric, 8 skeins of DMC threads, #80 Special Dentelles, #24 tapestry needle, charting, stitch diagrams with instruction sheets, photo, washing instructions, a 2-page bibliography of sampler stitching.

<https://egausa.org/courses/colonialbandsampler/>

**NEW LIGHTENING ROUNDS:** Registration: March 1st through May 31<sup>st</sup>

### Ancestree – Blackwork



<https://egausa.org/product/ancestree/>

**Type of project:** Wall Hanging

**Design size:** 11" x 7"

**Colors:** Black and gold

**Supplies used:** Linen or evenweave 28 or 32 count antique white, Silk or cotton threads, Kreinik gold cord, Paillettes

**Skill level:** Intermediate or determined beginner

**Prerequisites:** Some experience with counted patterns

**Timeline:** 6 months of classes

**Supply cost:** Silk threads/linen – \$30; Cotton threads/linen – \$17

## Baby Steps – 5 techniques needed for Master Craftsman in Beading



<https://egausa.org/product/baby-steps/>

**Project:** scissors fob, needle case, scissors case and bracelet made using the techniques: Square Stitch, Herringbone Stitch, Peyote Stitch, Bead Embroidery, and Right Angle Weave Stitch.

**Sizes:** Each piece varies.

**Colors:** Basically red, white, and blue and aqua

**Skill Level:** Advanced Beginner and above

**Prerequisites:** Some beading experience

**Time:** Six months (five lessons)

**Supplies:** Approximately \$60.00; variety of seed and crystal beads, Cabochons, either Nymo thread or Fireline; beading needles; decorative beads, crimps, small chain, Ultrasuede, cotton fabric, Lacy's Stiff Stuff, two-sided fusible adhesive, wooden needle case, round plain bangle bracelet.

## Guanin: Gourd Flower – Metal Work/Silk Embroidery



<https://egausa.org/product/guanin-gourd-flower/>

**Project:** Framed wall piece or box

**Size:** 4" high x 4.5" wide

**Skill Level:** Basic


**Technique:** Silk and Metal Thread Embroidery

**Timeline:** Five lessons; six months

**Text:** \$70 (included in the cost of Lightning Round registration)

**Kit Cost: Full Kit:** \$85.00; Thread kit only: \$65.00 (If provided by the teacher)

## Thank Goodness It's Finished – Embroidery Finishing



<https://egausa.org/product/thank-goodness-finished/>

**Project:** Scissors tassel, drawstring bag, pincushion, and fabric covered box or lined tote bag.

Student may either choose the size, fabric, threads and colors for their projects, or they may choose to use unembroidered pieces in their projects.

**Skill Level:** All

**Prerequisites:** None

**Supplies (approximate):** \$10 to \$60 depending on whether the student uses existing embroideries and stash of fabrics and threads or purchases materials to create new embroideries.

## GCC UPDATES

Binders for COSMOS-needle painting GCC have arrived. They will be distributed at the April 2 General Meeting. Let me know if you won't be there, so I can arrange alternative delivery.

We are offering another CGG for Fall - **UNCOMMON Stitches** - **Sign up will at the April meeting** and continue through September. We will collect \$50 for the stitch guide when you register.



Do you like designs with dragons? Are you inspired by embroidered book covers of the late 16th and early 17th centuries? Do you collect unusual stitches -- ones uncommon in modern embroidery?

**Project:** Framed picture or as the cover for a book-like box

**Technique:** Surface embroidery

**Size:** Embroidery is 4.25" wide by 6.75" tall on 8" x 12" linen

**Color:** Use the colors listed or choose their own color palette

**Supplies:** A variety of metallic passing threads and silk or cotton threads on a higher count pale linen

**Skill Level:** Intermediate

**Prerequisites:** Basic surface stitching skills are recommended and the ability to read a stitch diagram. Interest in 16th c. embroidery or dragons or both might help.

**Time:** 6 lessons over 6 – 8 months

**Text:** \$50 full-color, spiral-bound book. 50 pages

**Approximate Cost of Supplies:** \$40 for cotton or \$100 for silk.

# OUTREACH

Kathleen Garza

**3rd Saturday. Note new day.** Saturday get together meets from 10:00am to 2:00pm at public libraries. Its timing, the weekend after the meeting, provides a great opportunity for those who can't make the general meeting to catch up on chapter activities with those who have attended the meeting.

**3rd Tuesday:** This evening gathering meets from 5:30pm to 7:30pm and is held at two Barnes & Noble locations: Broadway and Rosemont and Foothills Mall. A great opportunity for all members (especially those who work or have other daytime commitments) to come out for some social stitching time.

**Every Friday:** This afternoon gathering meets from 1:00pm – 4:00 pm and is held at the Starbucks at 4702 E Grant Road, the Southeast corner of Grant and Swan. Join us for a social afternoon of stitching fun. All beading and needleworkers are welcome.

## **Pima County Fair 2026**

### **Volunteers**

Thank you everyone who has volunteered for the fair. We have had a great response.

If anyone would still like to participate, I could use one more volunteer on Sunday, April 19th from 1:30pm - 5:30pm and one more on Saturday April 25th from 10:30am - 2:00pm.

The Pima County Fair is our biggest Outreach event each year. It is great fun to talk to the public and share our passion for Needlework. As always, our booth will have small kits to use for teaching and give-a-way. Remember, all volunteers receive a **free** ticket to the fair and **free** parking.

All of those who have volunteered will receive an email from me confirming the time slot and with additional information

Use this link to contact me if you can volunteer or have questions: [katg22@comcast.net](mailto:katg22@comcast.net)

### **Help Make Kits for the Fair**

March meetings saw a great accomplishment of creating 90 kits for beginner cross stitching. Thank you to everyone who participated. I'm going to look at creating kits for canvas and for surface embroidery. I'll send an email if I need help after the meetings in April. In addition, April will see us folding a run of brochures.

General Meetings extended to 3:00 in O'Leary Hall  
Beading Meetings extended to 4:00 in Classroom 6

# *SAVE THE DATE*

## *April through May 2026*

- April 2 Tucson Chapter EGA Meeting  
St. Thomas the Apostle Parish, O'Leary Hall  
10:00 am – 2:00 pm
- April 3 Bead & Needlework stitch-in, Starbucks  
SE corner of Swan and Grant  
1:00 pm to 4:00 pm
- April 9 Tucson Chapter EGA Beading Meeting  
St. Thomas the Apostle Parish, Classroom 6  
10:00 am – 2:00 pm
- April 10 Bead & Needlework stitch-in, Starbucks  
SE corner of Swan and Grant  
1:00 pm to 4:00 pm
- April 17 Bead & Needlework stitch-in, Starbucks  
SE corner of Swan and Grant  
1:00 pm to 4:00 pm
- April 18 (new date) Saturday stitch-in at Martha Cooper Library  
1377 N. Catalina Ave., Tucson, AZ 85712  
10:00 am to 2:00 pm**
- April 21 Evening stitch-in, The Café at Barnes & Noble  
5:30 pm – 7:30 pm  
At both Foothills Mall and  
Broadway/Rosemont
- April 24 Bead & Needlework stitch-in, Starbucks  
SE corner of Swan and Grant  
1:00 pm to 4:00 pm

*SAVE THE DATE*  
*April through May 2026*

- May 1                      Bead & Needlework stitch-in, Starbucks  
SE corner of Swan and Grant  
1:00 pm to 4:00 pm
- May 7                      Tucson Chapter EGA Meeting  
St. Thomas the Apostle Parish, O'Leary Hall  
10:00 am – 2:00 pm
- May 8                      Bead & Needlework stitch-in, Starbucks  
SE corner of Swan and Grant  
1:00 pm to 4:00 pm
- May 14                     Tucson Chapter EGA Beading Meeting  
St. Thomas the Apostle Parish, Classroom 6  
10:00 am – 2:00 pm
- May 15                     Bead & Needlework stitch-in, Starbucks  
SE corner of Swan and Grant  
1:00 pm to 4:00 pm
- May 16                     Saturday stitch-in at Martha Cooper Library**  
**1377 N. Catalina Ave., Tucson, AZ 85712**  
**10:00 am to 1:00 pm**
- May 19                     Evening stitch-in, The Café at Barnes & Noble  
5:30 pm – 7:30 pm  
At both Foothills Mall and  
Broadway/Rosemont
- May 22                     Bead & Needlework stitch-in, Starbucks  
SE corner of Swan and Grant  
1:00 pm to 4:00 pm
- May 29                     Bead & Needlework stitch-in, Starbucks  
SE corner of Swan and Grant  
1:00 pm to 4:00 pm