

Cactus Needle

The Embroiderers' Guild of America, Inc.

Tucson Chapter www.tucsonega.org

Vol. 44 No. 05

MAY 2026

EGA MISSION STATEMENT

"The Mission of the Embroiderers' Guild of America is to inspire passion for the needle arts through education and celebration of its heritage."

ELECTED BOARD

2025-2026

President

Bonnie Heidler

VP, Programs

Gretchen McGill

Secretary

Michelle Wood

Treasurer

Angela Martinek

Region Rep

Raynelle Duhl

APPOINTED BOARD

By-laws:

OPEN

Community Outreach:

Kathleen Garza

Hospitality:

Doris Fello

Membership:

Helen Salkowski

Education:

Cindy Miranti

Ways/Means:

Tammy Krassy

Workshops:

Maura Robinson

Librarian:

Suzanne Knepper

Newsletter:

Susan Willis

Seminar 2027

Pam Brummit

Publicity:

Beth Mayo

Beading:

Shawn Brown

Sharon Marchant

Historian: Loni Campbell

Hello Fellow Stitchers and Beaders.

April was a very eventful month for us. We reached the goal of having 100 members this year. Because of all the great workshops, programs, and educational opportunities we provide, beaders and stitchers want to be part of our group. Thank you to our Chairs Maura Robinson, Gretchen McGill, and Cindy Miranti. And welcome all our new members.

April's program was a beading project that Shawn Brown and Sharon Marchant presented. We made a very cute pair of earrings using brick stitch. Many people finished at least one earring.

We also were at the Pima County Fair giving out a cross-stitch embroidery project. More next month on how the Fair went.

May's program is Blackwork taught by Cindy Miranti and Beth Mayo. For those of you not familiar with Blackwork, it is a counted embroidery technique to create intricate geometric or floral patterns. It typically is done using black thread on white or off-white fabric. You won't want to miss this program. We plan to have a workshop on Blackwork soon.

Please don't forget to bring a non-perishable item for the church. The church has accommodated us so much in recent months that it would be great for us to continue supporting their food drive program.

I am so excited about May's meeting...especially the Blackwork program. Hope to see many of you at the meeting. But, if you can't attend in person, please jump on via Zoom to hear about all the exciting events that will be happening.

Happy beading and stitching. *Bonnie*

HOSPITALITY

Refreshments for the May 7, 2026, meeting will be provided by:



Michelle Wood, Nancy Hahn, and Rachel Wisdom

Doris

MEMBERSHIP



Special Announcement!

Tucson Chapter EGA has reached a milestone: we are 100 members strong!!

Please welcome our newest members **Liane Falgiano, Leslie DuPont, and Kathy Paul**. We look forward to seeing you again soon!

I have a special request for ALL members: please go to the Tucson EGA website under "members only", and open the PDF of the roster, find your name and review all the information there. If anything is incorrect or incomplete, please email ME: hsalkowski@yahoo.com with any corrections needed. I will be updating the roster monthly and want it to be as correct as possible. It's almost May which is the renewal month for so many of our members, so I'd like to remind you to also review your profile information on the EGA National website when you go there to renew your membership.

Helen

SEMINAR 2027

EGA National Seminar is coming to the Pacific Southern Region in September 2027! We are having a contest for the PSR chapters to choose the name for the Seminar Newsletter. Ideally the newsletter name will relate to our theme "Needles that Inspire". The deadline for each chapter to submit a name is May 31, 2026 to Michelle Wood, the newsletter editor. The Seminar committee will choose a name on June 2nd. The winner of the contest will be acknowledged in the newsletter and will receive a small door prize. If you have any questions, please contact Michelle at michelle.ripleywood@gmail.com



March 26, 2026

Dear Tucson Chapter,

The Embroiderers' Guild of America is honored that you have chosen to remember Marj Jordan and Jayne Smith's memories with a donation to our organization.

Your donation of \$100 was received with gratitude. EGA is a community, and it is never easy to lose any of our stitching friends. Your memorial gift helps to ensure our vibrant community can continue its mission of promoting and preserving the art of hand embroidery for years to come.

Thank you for your support of EGA.

Sincerely,


Brad Cape
Executive Director

WAYS AND MEANS

April baskets included a Spring/Bunnies themed basket won by Jean Wilcox and a Garden to Table basket won by Natalie Feilchenfeld.

Looking for a summer project? April basket themes will be Shades of Violet and also Summer by the Sea (or lake, or stream, anyway - fish and beaches and boats). The purple basket is heavier on the threads, books and charts and the seaside basket is heavier on the painted canvases, but both have a bit of everything.

A heads up on our third annual Stash Sale usually scheduled for spring. Because of our packed program schedule (lucky us!) We are moving the sale to Oct 24th. Yes, that is a Saturday! We are aiming to invite our ANG needlepointer friends and make a Halloween potluck of it since we won't be doing our usual Spring Luncheon in 2027 (too busy ramping up for the National EGA seminar!). So, plan your "spring cleaning" for late summer and the first joint stash sale! We will keep you posted as it develops.

Remember we do not have business meetings, programs, or baskets in July and August but we DO meet and, starting this summer, Ways and Means will be sponsoring a non-program "program" offering for anyone who wants to non-formally participate and work on the same technique together. This summer, the non-program will be ribbon embroidery. Available for donations, we will have books and charts for ideas as well as loads of beautiful silk ribbon you can add to your stash. If you are in the market for a laying tool, we have those, too!

I'm thinking of embellishing a hat band for my summer straw hat. Join me and we can learn this fun and beautiful form of embroidery together.

Tammy



Jean Wilcox – Easter Basket



Natalie Feilchenfeld – Farm to Table

PROGRAMS

APRIL PROGRAM



Thanks to Sharon Marchant for teaching us Brick Stitch resulting in these stunning Beaded Medallion earrings for our April Program. Special thanks to Shawn Brown, who couldn't attend the meeting, but worked with Sharon to plan the project.

This project was as easy as promised and the kit included all the needed supplies to make the earrings. Several people completed this project that day or at a subsequent Sitch-In – it was fun, quick project and easy to learn. I hope to see your creations at an upcoming Show & Share.

If you enjoyed making these earrings or want to explore beading at any level - stop by our Beading meeting on the second Thursday of each month. Shawn and Sharon teach unique projects (sometimes over several meetings) to help you develop your skills, regardless of what level you are at. There's lots of guidance and assistance and they are a fun group to spend time with!

Thanks to Helen, Michelle, and Bonnie for sharing photos of their finished earrings!

NEEDLEWORK • CLASSES • GIFTS • CARDS • TOYS

Looking for Inspiration?

Tired of re-purposing the same old stitches and threads?
Brighten up your stitching project with some new inspiration.
Whether it's from a fabulous new stitch book or
with our new thread lines – *come be inspired!*

STORE HOURS:
Monday through Saturday
10am to 4pm

River Center @ Craycroft
5615 E. River Road, Suite 101
Tucson, Arizona 85750
www.thewestinc.com

the West INC

Our vision and mission is to improve the quality of life in the Tucson area and provide grants to qualified Tucson-area non-profit organizations.

520.299.1044

MAY PROGRAM

Blackwork - Cindy Minati and Beth Mayo



The May Program will be this lovely Blackwork Bookmark using basic Blackwork skills while giving participants a small taste of this historic technique. For the adventurous among us, the instructions include details to use a “Reversible Blackwork” technique. The stitch pattern on the front and back of the bookmark are the same! In addition, Beth and Cindy will include facts on the rich history of Blackwork (think of portraits of Queen Elizabeth the First and Sir Francis Drake from the latter half of the 16th century).

White or ivory 14ct Aida cloth (5”x 12”) and dark floss in various colors will be provided. Participants are asked to bring a sharp and a blunt needle (size 24 each) and scissors. A six-inch hoop is optional. Also bring a printed copy of the instructions or pull them up on your tablet or phone (instructions are at (<https://egausa.org/petite-projects/>.) There will be no paper copies at the meeting

Please RSVP to Gretchen McGill at casademcgill@gmail.com by Monday, May 4, if you plan to participate.

Follow-on Blackwork Workshop

Beth and Cindy are planning a workshop to teach more blackwork skills using one of EGA's Free Projects, the Blackwork Honeycomb Needlebook (and who doesn't need a new needlebook?). The May program will be a chance for you to try your hand at this skill before embarking on a larger project. Here's a sneak peak of their future plans:



Our Annual Survey includes a question to determine member interest in a workshop to create this needlebook. Be sure to respond to the survey so we can gauge interest.

JUNE PROGRAM

Wool Applique Nametag




Who doesn't need a new nametag? Who wants to try their hand at wool applique?

Our June meeting will feature Melody Baker and Heather Laird teaching us Wool Applique skills as we complete this darling woolie nametag. If you attended the April meeting, you know that "the dog ate" the first prototype, but Melody recreated it in time for the newsletter. Wool Applique was one of the top interests in last year's survey, this is your chance to dabble in this skill.

RSVP info and supplies needed will be sent after our May meeting.

Winter 2027 PROGRAMS

Looking for Altoid Tins



In February 2027, Loni Campbell and Cindi Minati will be teaching Bargello, and we will create covers for Altoid tins using a pattern from the EGA Petite Project collection. We need empty Altoid tins for this project (at least 30).

If you enjoy Altoids (or know someone who does) and don't know what to do with empty tins – think of us. We are collecting the tins throughout 2026.

Please bring your empty tins to a future meeting or contact Gretchen McGill at casademcgill@gmail.com to arrange pickup. Details on the program and signing up will be published in late fall. No hurry to get us the tins, we don't need them until early 2027.

COMING SOON

Annual Programs, Education, and Workshop Survey

Gretchen McGill – Cindy Miranti – Maura Robinson



In the next month, we will send an email to members a link to our Annual Program, Education, and Workshop Survey. We use this survey to gauge members' interest in topics/skills so we can plan future programs, education, and workshops. Your thoughts and interests are needed.

In 2025, we sent out our first on-line survey and over 45 members respond. Recent and upcoming programs (finishing techniques, Blackwork, wool applique, etc.), Online Studio Classes (Terri Bay – Snowy Day), GCC's (Kim Sanders- Cosmos. Uncommon Stitches) and workshops (Hannah Rosner – mixed media and Terri Bay – Hardanger) are the result of your responses to that survey.

We are already planning for learning opportunities in 2027 and 2028, and we need your input to decide what to offer. When the survey arrives in your email, we hope that you will complete it, so your voice can be included in our future offerings.

Gretchen

LIBRARY

Please contact me to arrange to borrow books from the library.

Here is the list of books available in our extensive library:

<https://cloud.collectorz.com/egalibrarytucson/books>

In addition, we have several hundred books listed on our website:

www.tucsonega.org [Member Resources Library Books](#)

IMPORTANT WEBSITES

<https://tucsonega.org>

<https://psrega.org>

<https://egausa.org>

<https://instagram.com>

<https://antiquepatternlibrary.org>

<https://archive.org>

<https://threadabead.com>

<https://rsnstitchbank.org/stitch>

Tucson EGA Chapter Website
Pacific Southwestern Region
Website

EGA National Website

#tucsonstitchers or #TucsonEGA

Antique Pattern Library

Antique and Vintage Book Resource

Patterns for beaded objects

Royal School of Needlepoint Stitch

Bank

for reference to many stitches.

NEW FABRIC at **Down the Block** SEWING & QUILTING by Cathey's

Tula PINK Floral Reef Collection

new Bella Solids moda

Just in time for our Christmas in July Challenge! **Red, White, and Blue**

EMBROIDERERS' GUILD OF AMERICA APPRECIATION COUPON! **Cathey's SEWING & VACUUM 15% OFF YOUR ENTIRE FUTURE PURCHASE AT CATHEY'S!**

Expires 5/30/2026. Must be presented at time of purchase. One coupon per customer. Limited to stock on hand. No special orders. No other discounts apply. Cannot be applied to past purchases. Excludes sewing machines, vacuums, software, furniture, service and Cathey's Complete Protection Plan. Other exclusions may apply.

Cathey's SEWING & VACUUM

5701 E. Speedway Blvd. (520) 721-4000	5851 E. Speedway Blvd. (520) 504-5858	8700 N. Oracle Rd. (520) 797-7177	18805 I-19 S. Frontage Rd. B103 (520) 300-5002
---	---	---	--

Cathey's Store hours: Monday-Friday 9am - 6pm / Saturday 9am - 4pm / Closed Sunday catheys.com

SOCIAL MEDIA



Pat Britton did beautiful work on these Brenda Stofft 3D needlepoint projects.



Gretchen McGill's Chickadee felt ornaments.



Helen Salkowski's finished Temari project. Designer is Barbara Suess, "Desert Spirit"

BEADING

At our April beading meeting, we continued with learning all about herringbone stitch. Our Herringbone stitch series has been an introduction to all three herringbone stitch variations.

Our February meeting focused on a flat herringbone bracelet, March focused on a tubular herringbone necklace, and April and May will focus on a small sculptural vessel, Bitsy, by River Rose.

Our next EGA beading group meeting is on Thursday, May 14th from 10 am to 2 pm at St Thomas the Apostle Parish, 515 N Valley View Rd, Tucson, AZ, 85718. As usual, all EGA members are invited to join us, not just those that bead. **Please don't forget to bring your food pantry donations.**

At our May meeting, we will be continuing our work on this cute little 3-dimensional beaded vessel by River Rose. If you could not attend in April, it's not too late to join us on this project. Please go to <https://beadworkersguild.com/wp-content/uploads/2022/02/Bitsy-the-Teeny-Tiny-Vessel-by-River-Rose.pdf> to download a copy of the pattern before the meeting.

Rachel Wisdom was kind enough to print a couple of copies of the pattern, so if you don't have a printer, we can help a couple of you out with the pattern. However, if you do have access to a printer, you should know that it is a 23-page file (including the very useful compendium), so please plan to print in advance if you like to work from a printed copy. Otherwise, there are several great pdf reader apps that you can load the file into and work from it electronically (Shawn uses Knit Companion).

Since most of you have already started your vessel, this is old news, but if you haven't and you'd like to give this a try, please try to make your starter strip before the meeting (but know that we will help you at the meeting if you get stuck). Make sure to check your bugle beads for sharp edges and breaks. If your bugle bead has a jagged/broken edge, please discard it – it will cut your thread. If the edges are a bit rough, you can gently sand them with an emery board.



Bitsy the Teeny Tiny Vessel by River Rose


Materials for Bitsy:

5g of Miyuki Delica beads (listed as cylinder beads in the pattern) TOHO Aiko or TOHO Treasure beads will also work (these are the pale mint green beads in the photo)
1/5g size 11/o round beads (any brand) (these are the round dark green beads in photo)
Qty 24 - 3mm or 6mm bugle beads to make your ladder/starter strip

Fireline 6lb, 8lb, or even 10lb Fireline will work. If you have soft tension and already own a heavier test of Fireline (bigger number) bring that – it will be of benefit. Don't race out to the store to buy it if you already have 6lb though.

Usual beading tools: bead mat, needles, scissor, thread burner, and a light/magnification.

Here are some progress Bitsy vessel photos from Kathleen Garza, Marian Hill, Connie Lagergren, Bonnie Heidler, Helen Salkowski, Angela Martinek, Sharon Marchant, Rachel Wisdom, and Sandy DeBolt.



Finished Bitsy in large beads by Mary Howe Lor.



Looking forward to finishing Bitsy with you in May,

Shawn and Sharon

EDUCATION

NEW VIRTUAL EDUCATION COURSE: Online zoom in real time – Black work Sweet Bag and accessories.



Registration Dates: March 16 to May 25, 2026, 9 a.m. Eastern

Class Dates: June 26/27, 2026

This Virtual Education Course will take place on Zoom on Friday, June 26 and Saturday, June 27, 2026. Both days start at 11:30 a.m. Eastern and end at 6:30 p.m. Eastern (8:30-3:30 AZ)

Skill Level: Intermediate


Instructor: Carolyn Standing Webb

Cost: Class registration is \$90 plus the kit fee of \$45 plus postage, which includes hard-copy instructions. Postage is \$10 for the US: \$145 total. There will be no refunds for cancellations.

<https://egausa.org/courses/black-rose-sweet-bag/>

NEW ONLINE STUDIO COURSES: Band Sampler -

<https://egausa.org/courses/colonialbandsampler/>



Features 22 band designs with scattered acorns, birds, berries, geometric forms and other motifs. Stitched in back and flat stitches, queens, partial queens, buttonhole bars, small Algerian eyes, four-sided, diagonal rice, double cross, and cross stitches. Additional stitches comprise the dividing bands of flower and acorn patterns, including Italian hem stitch (a pulled thread technique), flat stitch block, double back, Belgian cross, tent, colonial knots, zigzag, cross, small cross, and cross stitch with bars.

Registration dates: April 4 to May 4, 2026

Class schedule: July 1, 2026

Number of Lessons: 1

Class format: PDF

Class cost: Class and Kit – \$90, with shipping, handling

Kit Contents: Linen fabric, 8 skeins of DMC threads, #80 Special Dentelles, #24 tapestry needle, charting, stitch diagrams with instruction sheets, photo, washing instructions, a 2-page bibliography of sampler stitching.

NEW LIGHTENING ROUNDS: Registration: March 1st through May 31st



Ancestry Tree – Blackwork <https://egausa.org/product/ancestry-tree/>

Type of project: Wall Hanging

Design size: 11" x 7"

Colors: Black and gold

Supplies used: Linen or evenweave 28 or 32 count antique white, Silk or cotton threads, Kreinik gold cord, Paillettes

Skill level: Intermediate or determined beginner

Prerequisites: Some experience with counted patterns

Timeline: 6 months of classes

Supply cost: Silk threads/linen – \$30; Cotton threads/linen – \$17

Baby Steps – 5 techniques needed for Master Craftsman in Beading



<https://egausa.org/product/baby-steps/>

Project: scissors fob, needle case, scissors case and bracelet made using the techniques: Square Stitch, Herringbone Stitch, Peyote Stitch, Bead Embroidery, and Right Angle Weave Stitch.

Sizes: Each piece varies.

Colors: Basically red, white, and blue and aqua

Skill Level: Advanced Beginner and above

Prerequisites: Some beading experience

Time: Six months (five lessons)

Supplies: Approximately \$60.00; variety of seed and crystal beads, Cabochons, either Nymo thread or Fireline; beading needles; decorative beads, crimps, small chain, Ultrasuede, cotton fabric, Lacy's Stiff Stuff, two-sided fusible adhesive, wooden needle case, round plain bangle bracelet.

Guanin: Gourd Flower – Metal Work/Silk Embroidery



<https://egausa.org/product/guanin-gourd-flower/>

Project: Framed wall piece or box

Size: 4" high x 4.5" wide

Skill Level: Basic


Technique: Silk and Metal Thread Embroidery

Timeline: Five lessons; six months

Text: \$70 (included in the cost of Lightning Round registration)

Kit Cost: Full Kit: \$85.00; Thread kit only: \$65.00 (If provided by the teacher)

Thank Goodness It's Finished – Embroidery Finishing



<https://eqausa.org/product/thank-goodness-finished/>

Project: Scissors tassel, drawstring bag, pincushion, and fabric covered box or lined tote bag.

Student may either choose the size, fabric, threads and colors for their projects, or they may choose to use unembroidered pieces in their projects.

Skill Level: All

Prerequisites: None

Supplies (approximate): \$10 to \$60 depending on whether the student uses existing embroideries and stash of fabrics and threads or purchases materials to create new embroideries.

GCC UPDATES - for COSMOS-needle painting GCC have been delivered. We had our first group meeting to get set up.

We are offering another CGG for Fall - **UNCOMMON Stitches** - Sign up will at the April meeting and continue through September. We will collect \$50 for the stitch guide when you register.



Do you like designs with dragons? Are you inspired by embroidered book covers of the late 16th and early 17th centuries? Do you collect unusual stitches -- ones uncommon in modern embroidery?

Project: Framed picture or as the cover for a book-like box

Technique: Surface embroidery

Size: Embroidery is 4.25" wide by 6.75" tall on 8" x 12" linen

Color: Use the colors listed or choose their own color palette

Supplies: A variety of metallic passing threads and silk or cotton threads on a higher count pale linen

Skill Level: Intermediate

Prerequisites: Basic surface stitching skills are recommended and the ability to read a stitch diagram. Interest in 16th c. embroidery or dragons or both might help.

Time: 6 lessons over 6 – 8 months

Text: \$50 full-color, spiral-bound book. 50 pages

Approximate Cost of Supplies: \$40 for cotton or \$100 for silk.

OUTREACH

3rd Saturday: Saturday get together meets from 10:00am to 2:00pm at public libraries. Its timing, the weekend after the meeting, provides a great opportunity for those who can't make the general meeting to catch up on chapter activities with those who have attended the meeting.

3rd Tuesday: This evening gathering meets from 5:30pm to 7:30pm and is held at two Barnes & Noble locations: Broadway and Rosemont and Foothills Mall. A great opportunity for all members (especially those who work or have other daytime commitments) to come out for some social stitching time.

Every Friday: This afternoon gathering meets from 1:00pm – 4:00 pm and is held at the Starbucks at 4702 E Grant Road, the Southeast corner of Grant and Swan. Join us for a social afternoon of stitching fun. All beading and needleworkers are welcome.

Pima County Fair 2026

Fun at the Fair

Everyone who came to the fair this past weekend had a great time. We spoke with experienced stitchers who were interested in having a group to share their interest with and beginners who wanted to reach out to people they could learn from. We also had fun teaching stitches to young people and adults. If you haven't already volunteered, see the article below for needs next weekend!

Volunteers

Thank you to everyone who has volunteered for the fair. We have had a great response. The Pima County Fair is our biggest Outreach event each year. It is great fun to talk to the public and share our passion for Needlework. As always, our booth had small kits to use for teaching, and give-a-way.



Our booth enjoying some quiet time



Teaching cross stitch to a young person

SAVE THE DATE
May through June 2026

- May 1 Bead & Needlework stitch-in, Starbucks
SE corner of Swan and Grant
1:00 pm to 4:00 pm
- May 7 Tucson Chapter EGA Meeting
St. Thomas the Apostle Parish, O'Leary Hall
10:00 am – 2:00 pm
- May 8 Bead & Needlework stitch-in, Starbucks
SE corner of Swan and Grant
1:00 pm to 4:00 pm
- May 14 Tucson Chapter EGA Beading Meeting
St. Thomas the Apostle Parish, Classroom 6
10:00 am – 2:00 pm
- May 15 Bead & Needlework stitch-in, Starbucks
SE corner of Swan and Grant
1:00 pm to 4:00 pm
- May 16 Saturday stitch-in at Martha Cooper Library
1377 N. Catalina Ave., Tucson, AZ 85712
10:00 am to 1:00 pm
- May 19 Evening stitch-in, The Café at Barnes & Noble
5:30 pm – 7:30 pm
At both Foothills Mall and
Broadway/Rosemont
- May 22 Bead & Needlework stitch-in, Starbucks
SE corner of Swan and Grant
1:00 pm to 4:00 pm
- May 29 Bead & Needlework stitch-in, Starbucks
SE corner of Swan and Grant
1:00 pm to 4:00 pm

SAVE THE DATE

May through June 2026

- June 4 Tucson Chapter EGA Meeting
St. Thomas the Apostle Parish, O'Leary Hall
10:00 am – 2:00 pm
NOTE: Last business meeting until September
- June 5 Bead & Needlework stitch-in, Starbucks
SE corner of Swan and Grant
1:00 pm to 4:00 pm
- June 11 Tucson Chapter EGA Beading Meeting
St. Thomas the Apostle Parish, Classroom 6
10:00 am – 2:00 pm
- June 12 Bead & Needlework stitch-in, Starbucks
SE corner of Swan and Grant
1:00 pm to 4:00 pm
- June 16 Evening stitch-in, The Café at Barnes & Noble
5:30 pm – 7:30 pm
At both Foothills Mall and
Broadway/Rosemont
- June 19 Bead & Needlework stitch-in, Starbucks
SE corner of Swan and Grant
1:00 pm to 4:00 pm
- June 20 Saturday stitch-in at Martha Cooper Library
1377 N. Catalina Ave., Tucson, AZ 85712
10:00 am to 1:00 pm
- June 26 Bead & Needlework stitch-in, Starbucks
SE corner of Swan and Grant
1:00 pm to 4:00 pm

This will be the last published Save the Date until the September issue of the chapter newsletter.