

# Cactus Needle

The Embroiderers' Guild of America, Inc.

Tucson Chapter [www.tucsonega.org](http://www.tucsonega.org)

Vol. 44 No. 06

JUNE 2026

## EGA MISSION STATEMENT

*"The Mission of the Embroiderers' Guild of America is to inspire passion for the needle arts through education and celebration of its heritage."*

### ELECTED BOARD

#### 2025-2026

##### President

Bonnie Heidler

##### VP, Programs

Gretchen McGill

##### Secretary

Michelle Wood

##### Treasurer

Angela Martinek

##### Region Rep

Raynelle Duhl

### APPOINTED BOARD

#### By-laws:

OPEN

#### Community Outreach:

Kathleen Garza

#### Hospitality:

Doris Fello

#### Membership:

Helen Salkowski

#### Education:

Cindy Miranti

#### Ways/Means:

Tammy Krassy

#### Workshops:

Maura Robinson

#### Librarian:

Suzanne Knepper

#### Newsletter:

Susan Willis

#### Seminar 2027

Pam Brummit

#### Publicity:

Beth Mayo

#### Beading:

Shawn Brown

Sharon Marchant

#### Historian: Loni Campbell

Hello Fellow Stitchers and Beaders.

Summer keeps coming earlier and earlier in Tucson. Many of our snowbirds have flown back to their winter homes. We hope to see them on Zoom at our meetings.

At our April meeting, Kathleen Garza reported on our participation in the County Fair. Many people dropped by the booth and several even stayed and learned a stitch or two. About 25 people signed up to receive more information. I will be sending out emails to them all about joining EGA.

We had a great program presented by Cindy Miranti and Beth Mayo on Blackwork. The project was a bookmark with lots of different patterns for us to learn. You also learned how to keep the pattern looking the same on both sides, which is the traditional way of doing Blackwork. Beth also did a presentation about the history of Blackwork and how it was used.

June's program will be presented by Heather Laird and Melody David-Baker from our Woolie group. It will be a felt applique nametag. Be sure to sign-up and come to this meeting to learn how to do applique on felt.

The bead group will be completing "Bitsy the Teeny Tiniest Vessel" at the June bead meeting. It will be the last of the Herringbone Stitch series. Sharon Marchant and Shawn Brown have been doing a great job in teaching us various stitches this year. The projects were fun and easy to do. Be sure to come the bead meeting and participate in the various programs. Stitchers are also welcome at the meeting. And there are always snacks.

June will be our last official meeting before summer break. **However, we won't be meeting at the church.** The church has a summer program the month of June. For both the **General and Bead meeting, we will be meeting at Dusenberry Library located in the shopping center at the corner of Craycroft and River, near The West.** The library opens at 10:00 AM. The General Meeting will start at 10:30. There will be no opportunity baskets at either meeting due to library rules. However, we still can have food...YAY!

For July and August, we still can meet at the church, there just won't be an official meeting or program. However, we will have materials at the meetings for you to explore ribbon embroidery. You can still drop in at 10:00 AM and stay until 2:00 PM or whenever you must leave. I'm sure there will be some snacks available, too.

We will still be collecting non-perishable items for the church's food drive. The church has accommodated us so much in recent months that it would be great for us to continue supporting their food drive program. *Bonnie*

## HOSPITALITY

Refreshments for the June 4, 2026, meeting will be provided by:



Kathleen Magee  
Jean Wilcox  
Shawn Brown

The next business meeting (after summer break) on September 3, 2026, will be a potluck for hospitality.

*Doris*

## MEMBERSHIP



The GOOD news is that our chapter continued to grow in May! Please welcome our newest members Linda Cote' and Kathy Gianciracusa.

The OTHER news is that May 31st is the membership expiration date for on many of you. Please renew your membership promptly so that you will be able to partake of all the benefits that EGA National, and your local Tucson Chapter have in store for the coming year.

Memberships expire throughout the year, and EGA sends a reminder email to each member in the month their membership expires. It's very easy to renew through that email link. Some of you will need to renew throughout the summer months too, so watch that email from EGA National.

One more note...Remember to wear a name tag, and if you NEED a name tag... Our June program is a "Wool Applique Name Tag", just email Gretchen McGill [cascademcgill@gmail.com](mailto:cascademcgill@gmail.com) to receive a kit.

*Helen*

## SEMINAR 2027

The Teacher listing, and class project descriptions, are listed on the last page of this newsletter.

At this time, most of the class descriptions are minimal but we wanted to let you know to generate excitement for the 2027 Seminar to be held in Tucson, Arizona.

The seminar will host 18 teachers. Three teachers will have virtual courses.

*Pam*

**baby lock** Radiance® UNLEASHED!



We are looking for sewing, quilting, and embroidery enthusiasts who have never sewn on the Baby Lock Radiance to join us for a **FREE event** to share their thoughts on the machine. Our goal is to gather valuable feedback on its current features. You'll have the chance to explore this exciting new machine, and your insights could help influence future innovations.

**Participants will receive a special gift upon completing the short survey at the end of the event!**

This event is intended for those who do not currently own a Baby Lock Radiance, however, we will allow two owners per session, provided they bring their own Radiance to the event. Register today, spots are limited!

**When: Friday, August 7th from 9am - 12pm OR 2-5pm**

**OR Saturday, August 8th from 9am - 12pm OR 2-5pm**

**Cost: FREE! Where: Down the Block / 5851 E. Speedway Blvd.**

**Register: Call 520-721-4000 or stop by any location to register!**

**Cathey's**  
SEWING & VACUUM

5701 E. Speedway Blvd.  
(520) **721-4000**

5851 E. Speedway Blvd.  
(520) **504-5858**

8700 N. Oracle Rd.  
(520) **797-7177**

18805 I-19 S. Frontage Rd. B103  
(520) **300-5002**

Cathey's **NEW SUMMER** hours: Monday-Friday 9am - 5pm / Saturday 10am - 4pm / Closed Sunday

**catheys.com**

## WAYS AND MEANS

May baskets included a Shades of Violet themed basket won by Kristine Treadwell and a Vacation/Beach basket won by Bonnie Heidler.

Due to our June meeting relocation to a library, there will not be a June basket. The planned basket, Red/White/Blue themed, will instead be offered at our informal July meeting. Also, starting this summer, Ways and Means will be sponsoring a non-program “program” offering for anyone who wants to participate and work on the same technique together. This summer (July and August), the “non-program” will be ribbon embroidery or needlepoint stitching with ribbons. There will be books and charts for ideas as well as loads of beautiful silk ribbon you can add to your stash for a donation. If you are in the market for a laying tool, we have those, too!

Opportunity baskets will resume for our September 4th meeting.

A heads up on our third annual Stash Sale usually scheduled for spring. Because of our packed program schedule (lucky us!) We are moving the Stash Sale to Oct 24th. Yes, that is a Saturday! We are aiming to invite our ANG needlepointer friends and make a Halloween pot luck of it since we won't be doing our usual Spring Luncheon in 2027 (too busy ramping up for the National EGA seminar!). So, plan your “spring cleaning” for late summer and the first joint stash sale! We will keep you posted as it develops.

### *Tammy*



Bonnie Heidler



Kristine Treadwell

## PROGRAMS

### MAY PROGRAM – Blackwork Bookmark

Thank you Cindy Minati and Beth Mayo!



At our May meeting, Cindy and Beth walked us through the creation of this lovely Blackwork Bookmark (an EGA Petite Project). Their presentation included the history and interesting facts about this technique. The instructions were for a “Reversible Blackwork” technique; the front and back of the bookmark are the same. And, as we learned at the meeting, was very popular in Elizabethan England, especially on wide sleeves as both sides of an would display the same design. Thanks to Raynelle and Rachel for sharing their completed bookmarks.

**JUNE PROGRAM**  
**Wool Applique Nametag**



Wow! My email has been on fire since we sent out the RSVP request for this program. I already have 33 people signed up.

In case you didn't hear, our June meeting will feature Melody Baker and Heather Laird teaching us Wool Applique skills as we complete this darling woolie nametag. They are even providing your printed name on Sulky Stitch 'n Stitch!

***If you would like to attend, please RSVP to Gretchen McGill at [casademcgill@gmail.com](mailto:casademcgill@gmail.com) by Thursday, May 28<sup>th</sup>.*** Be sure to tell me what name you would like to stitch on your tag (in case it is different from how you sign your email.) If you are one of the 33 who already RSVP'd – you are good – no need to resend.

Each kit will include:

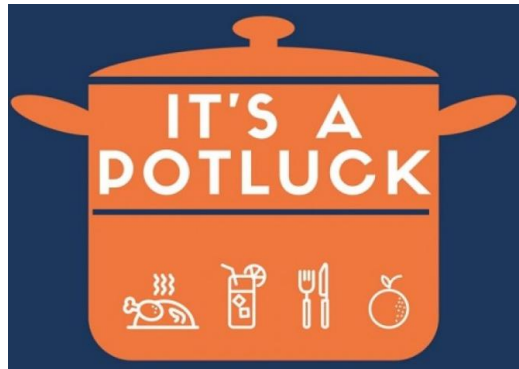
- Wool applique fabric/felted wool
- Embroidery floss and Perle cotton
- Batting
- Background fabric (wool, linen, cotton)
- Safety pin/Magnet for fastening
- Your name is printed on Sulky Stick 'n Stitch if you sign up by Thursday, May 28!

You will need to bring:

- Chenille needle (size 24)
- Tapestry needle (size 22 or 24) for the French knots
- Embroidery scissors
- Sewing/Applique pins
- Pencil or pen for lightly marking on wool
- If you are feeling creative and daring, you can bring beads, threads, and embellishments.
- Make it your own! We'll share the basics, and you can take it from there!

The Woolies created an attachment with lots of relevant resources that is at the end of this email. I will also send it out before the program.

## SEPTEMBER PROGRAM




### POTLUCK & SHOW N' SHARE

Our September meeting will be the popular Potluck and “What I Did on My Summer Vacation” Show n’ Share. So, break out your favorite recipes and finish up those WIP pieces to share with your fellow stitchers. More info in the September newsletter.

### *Winter 2027 PROGRAMS*

#### Looking for Altoid Tins



In February 2027, Loni Campbell and Cindi Minati will teach how to cover Altoid tins with a Bargello Petite Project . Details will be published in late fall, but we need empty Altoid tins for this project. Claudia Flores has generously donated 21 tins, but we still need more for an early 2027.

If you enjoy Altoids (or know someone who does) and don’t know what to do with empty tins – think of us. We are collecting the tins throughout 2026. Please bring your empty tins to a future meeting or contact Gretchen McGill at [casademcgill@gmail.com](mailto:casademcgill@gmail.com) to arrange pickup.

## COMING SOON

### Annual Programs, Education, and Workshop Survey

Gretchen McGill – Cindy Miranti – Maura Robinson



The Annual Program, Education, and Workshop Survey was delayed. You should expect something in mid-June. We use this survey to gauge members' interest in topics/skills so we can plan future programs, education, and workshops. Your thoughts and interests are needed.

In 2025, we sent out our first on-line survey and over 45 members responded. Recent and upcoming programs (finishing techniques, Blackwork, wool applique, etc.), Online Studio Classes (Terri Bay – Snowy Day), GCC's (Kim Sanders-Cosmos. Uncommon Stitches) and workshops (Hannah Rosner – mixed media and Terri Bay – Hardanger) are the result of your responses to that survey.

We are already planning for learning opportunities in 2027 and 2028, and we need your input to decide what to offer. When the survey arrives in your email, we hope that you will complete it, so your voice can be included in our future offerings.

*Gretchen*

# LIBRARY

Please contact me to arrange to borrow books from the library.

Here is the list of books available in our extensive library:

<https://cloud.collectorz.com/egalibrarytucson/books>

In addition, we have several hundred books listed on our website:

[www.tucsonega.org](http://www.tucsonega.org) [Member Resources Library Books](#)

## IMPORTANT WEBSITES

<https://tucsonega.org>

<https://psrega.org>

<https://egausa.org>

<https://instagram.com>

<https://antiquepatternlibrary.org>

<https://archive.org>

<https://threadabead.com>

<https://rsnstitchbank.org/stitch>

Tucson EGA Chapter Website  
Pacific Southwestern Region  
Website

EGA National Website

#tucsonstitchers or #TucsonEGA

Antique Pattern Library

Antique and Vintage Book Resource

Patterns for beaded objects

Royal School of Needlepoint Stitch

Bank

for reference to many stitches.

**NEEDLEWORK • CLASSES • GIFTS • CARDS • TOYS**



*Help! I Can't Wait for the Finisher...*

Now you don't have to – we have a lovely assortment of self-finishing projects to throw you a lifeline when you've got a quick deadline. Acrylic purses, and round and square clear boxes provide the perfect finishing touch to mark those special occasions.

Check out the new metallics from *Au Ver à Soie* to bring a little extra sparkle!

**STORE HOURS:**

Monday through Saturday

10am to 4pm

River Center @ Craycroft

5615 E. River Road, Suite 101

Tucson, Arizona 85750


[www.thewestinc.com](http://www.thewestinc.com)

*the West*  
INC

Our vision and mission is to improve the quality of life in the Tucson area and provide grants to qualified Tucson-area non-profit organizations.

520.299.1044

# SOCIAL MEDIA



Judy Thorson  
Elephant (Needlepoint)



Judy Thorson  
Viking (Crewel)



Gretchen McGill  
Winter Birds (Crewel)



Irene Delone received first place for all her submissions at the Pima County Fair. This one is titled: PARIS (Cross Stitch)



Rachel Wisdom  
Butterfly (Needlepoint)

# BEADING

At our May beading meeting, we continued with our small sculptural vessel, Bitsy, by River Rose.

Our next EGA beading group meeting is on Thursday, June 11th from 10 am to 1:30 pm at the **Dusenberry-River Library 5605 E River Rd UNIT 105, Tucson, AZ 85750**. As usual, all EGA members are invited to join us, not just those that bead. **Please note the temporary location change as the church is unavailable due to bible camp.**

At our June meeting, we will be working on a beaded bead from the book "Portland Bead Society Presents: Beaded Treasures." The book is available on Amazon for \$24.99 and was put together and edited by our very own Shawn Brown for the Portland Bead Society. The book is a fundraiser for the Portland Bead Society (they are a 501C4 organization). If you prefer, an electronic PDF copy that can be purchased from PortlandBeadSociety.org for \$19.99. The book contains nine different projects – all with variations and ways to branch out and ask yourself, "what if?" in your beadwork. We will likely do a couple more projects from the book in the coming year, so it will be money well-spent. I'm sure that there will also be people willing to share in class.

**MATERIALS FOR A BEADED BEAD:** small quantities of 3 different size 11/0 round beads (brand is not important, but contrast between colors is) and your normal beading supplies. Shawn will supply the wooden bead that we will be beading around. This is a great stash-buster for those small amounts of extra beads you may have hanging about.

Since this is our last newsletter before summer, here is your heads up for what the beading group will be working on this summer. For this summer, we will not have any formal beading program. You can bring whatever unfinished beading project that you may need help with whether it is something you purchased or are designing on your own, or something unfinished that we worked on in the past. The summer meetings will be very informal but designed to help you keep moving forward on whatever is in your beading UFO (unfinished object) pile.



Beaded Beads Pattern by Pamela Jensen

## PHOTOS FROM OUR MAY BEADING MEETING

Here are some photos of beadwork from our May meeting. On the left are Bitsy vessels from Mary Howe Lor, Connie Lagergren, and Sandy DeBolt. On the right are finished chenille stitch bracelets from Helen Salkowski and Deb Williams and almost finished brick stitch earrings by Gretchen McGill. Fabulous beadwork by all!



Kathleen Garza took the ideas from our April Brick Stitch Program and designed her own beautiful necklace and earrings. Aren't they fabulous?



Here's to a fun June, July, and August beading together,

*Shawn and Sharon*

# EDUCATION

**NEW VIRTUAL EDUCATION COURSE:** Online zoom in real time – [Nordic Mitten with Wendy Moore](#)

The kit includes an 8" x 12", 18-count interlocking canvas, all threads, needles, and printed instructions. You will supply 8" x 12" stretcher bars, tacks or staples, and usual stitching supplies. There are four colorways to pick from: Confetti, Holiday, Northern Lights, and Red-Gold. Make sure that you're very clear when you register about which colorway you prefer.



**Registration Dates:** Aug 3, 2026, 9 a.m. Eastern to Oct. 1, 2026, 9 a.m. Eastern

**Class Date:** Nov. 7, 2026, from 11 a.m. to 6 p.m. Eastern


**Skill Level:** Advanced Beginner

**Cost:** Class registration is \$45 plus the kit fee of \$45 plus postage, which includes hard-copy instructions. Postage is \$10 for the US, \$50 for Canada, Europe, and Australia. There will be no refunds for cancellations.

<https://egausa.org/courses/nordic-mitten/>

**NEW ONLINE STUDIO COURSE: Topiaries with Kay Ackerman -**

<https://egausa.org/courses/topiaries/>



Stretch those counted work skills with this collection of topiaries lining the wall of a country estate. Use straight stitches on evenweave fabric to create balls, swirls, spirals and a grassy verge. The urns, planters and balustrade are done with backstitching. The colors used are green, brown and black, providing opportunities to dig into your stash for inspiration. There is no kit for this class. Instruction will be provided as

pdfs, there is no video instruction. Registration dates: **June 3 - July 6, 2026** Class schedule: **August 5 - September 30, 2026**

**LIGHTENING ROUNDS: Registration: March 1st through May 31<sup>st</sup>**



**Ancestree – Blackwork** <https://egausa.org/product/ancestree/>

**Type of project:** Wall Hanging

**Design size:** 11" x 7"

**Colors:** Black and gold

**Supplies used:** Linen or evenweave 28 or 32 count antique white, Silk or cotton threads, Kreinik gold cord, Paillettes

**Skill level:** Intermediate or determined beginner

**Prerequisites:** Some experience with counted patterns

**Timeline:** 6 months of classes

**Supply cost:** Silk threads/linen – \$30; Cotton threads/linen – \$17

### Baby Steps – 5 techniques needed for Master Craftsman in Beading



<https://egausa.org/product/baby-steps/>

**Project:** scissors fob, needle case, scissors case and bracelet made using the techniques: Square Stitch, Herringbone Stitch, Peyote Stitch, Bead Embroidery, and Right Angle Weave Stitch.

**Sizes:** Each piece varies.

**Colors:** Basically red, white, and blue and aqua

**Skill Level:** Advanced Beginner and above

**Prerequisites:** Some beading experience

**Time:** Six months (five lessons)

**Supplies:** Approximately \$60.00; variety of seed and crystal beads, Cabochons, either Nymo thread or Fireline; beading needles; decorative beads, crimps, small chain, Ultrasuede, cotton fabric, Lacy's Stiff Stuff, two-sided fusible adhesive, wooden needle case, round plain bangle bracelet.

### Guanin: Gourd Flower – Metal Work/Silk Embroidery



<https://egausa.org/product/guanin-gourd-flower/>

**Project:** Framed wall piece or box

**Size:** 4" high x 4.5" wide

**Skill Level:** Basic


**Technique:** Silk and Metal Thread Embroidery

**Timeline:** Five lessons; six months

**Text:** \$70 (included in the cost of Lightning Round registration)

**Kit Cost: Full Kit:** \$85.00; Thread kit only: \$65.00 (If provided by the teacher)

### Thank Goodness It's Finished – Embroidery Finishing



<https://egausa.org/product/thank-goodness-finished/>

**Project:** Scissors tassel, drawstring bag, pincushion, and fabric covered box or lined tote bag.

Student may either choose the size, fabric, threads and colors for their projects, or they may choose to use unembroidered pieces in their projects.

**Skill Level:** All

**Prerequisites:** None

**Supplies (approximate):** \$10 to \$60 depending on whether the student uses existing embroideries and stash of fabrics and threads or purchases materials to create new embroideries.

## GCC UPDATE

We are offering another CGG for Fall - **UNCOMMON Stitches** - Sign up will begin at the April meeting and continue through September. We will collect \$50 for the stitch guide when you register.



Do you like designs with dragons? Are you inspired by embroidered book covers of the late 16th and early 17th centuries? Do you collect unusual stitches -- ones uncommon in modern embroidery?

**Project:** Framed picture or as the cover for a book-like box

**Technique:** Surface embroidery

**Size:** Embroidery is 4.25" wide by 6.75" tall on 8" x 12" linen

**Color:** Use the colors listed or choose their own color palette

**Supplies:** A variety of metallic passing threads and silk or cotton threads on a higher count pale linen

**Skill Level:** Intermediate

**Prerequisites:** Basic surface stitching skills are recommended and the ability to read a stitch diagram. Interest in 16th c. embroidery or dragons or both might help.

**Time:** 6 lessons over 6 – 8 months

**Text:** \$50 full-color, spiral-bound book. 50 pages

**Approximate Cost of Supplies:** \$40 for cotton or \$100 for silk.

## PSR Region Rep

This information is from Marilyn Evans of Starlight Stitchers. These classes are for anyone who stitches.

**2026 Workshops-** Baldy View EGA sponsors stitching workshops taught by nationally known designers. Many of these are pilot classes for upcoming national seminars and many were taught at national seminars. Some are held online only through Groups io. Some are in-person classes only that are held in Ontario, CA. Some are in person that allow you to ghost (You pay part of the teaching fees + the kit fee and stitch in the comfort of your home.)

Pat Correze coordinates all these workshops. They are open to anyone, no matter your guild affiliation. You do not have to be a member of ANG or EGA to participate, so if you have a stitching friend who does not belong to the guild, they can take these classes.

**Contact Pat Correze immediately if you are interested in taking any of these classes [egangcorre@aol.com](mailto:egangcorre@aol.com)** Your share of teaching fees will be added to the amount you owe when class size has been determined. Pat will have pictures available of these projects.

- ❖ **July 11-12, 2026, Margaret Bendig**, two 1-day classes. Ghosts allowed.
  - *July 11 S, Baroque*
  - *July 12 Sn, Cluck-Cluck Frame Weight*
- ❖ **August 28-30, 2026, Jennifer Riefenberg** Ghosts allowed.
  - *August 28 F, project to be selected*
  - *August 29-30 S/Sn Heron*
- ❖ **October 21-25, 2026, Toni Gerdes**, Ghosts Allowed.
  - *October 21-22 R/F, Northwest Tunic*
  - *October 23 Sa, Noel*
  - *October 24-25, Sn/M, Bob the Bedazzled Bison*

## **Thank You Pima County Fair Volunteers!**

We had such a great time at the fair in April. Eighteen people came out and gave their time to share their passion for needlework with others. Each and every one of them are appreciated beyond words. We taught new skills, refreshed old ones, and impressed people with our incredible skills. We gave out over 100 beginner cross stitch kits and over 20 beginning embroidery kits. We reached out to tell people about who we are and what we do. We gathered names and email addresses from about 30 people who wanted to learn more about our organization.

None of this is possible without our wonderful volunteers!! Thank you! Thank you! Thank you!

## **Thank you from The Haven**

During COVID I started a project to create quilts from 5-1/2 in squares with cross stitch or other embroidery. As a group we created enough squares to make 3 quilts. Thanks to Maura Robinson the quilts were sewn, sandwiched and bound, ready to deliver. In February Michelle Wood took on the task of delivering the quilts to their final destination at The Haven. They sent a lovely thank you letter (inserted before Save The Date for June).

## **Looking for a Volunteer**

The quilt project was very much in keeping with the aim of community outreach as defined by EGA National on their website:

"EGA is dedicated to an organized outreach program to reach out to and share with our communities. All regions and chapters are responsible for establishing and maintaining such a program using embroidery to benefit their own communities. Significant contributions have been made throughout the country to The American Heart Association, Women's Heart Health Research and Habitat for Humanity. In 1995 and 1996 EGA was given the honor of producing needlework ornaments for the White House Christmas tree. EGA members from all 50 states contributed their talents to this project."

If you are interested in participating at a higher level in our Chapter and working on additional projects for The Haven, or some other community program, appeals to you, please reach out to me, Kathleen Garza.

## Other Outreach Schedules

**3rd Saturday:** Saturday get together meet from 10:00am to 2:00pm at public libraries. Its timing, the weekend after the meeting, provides a great opportunity for those who can't make the general meeting to catch up on chapter activities with those who have attended the meeting. The last published date and location for the summer is noted on the Save The Date page for June.

**3rd Tuesday:** This evening gathering meets from 5:30pm to 7:30pm and is held at two Barnes & Noble locations: Broadway and Rosemont and Foothills Mall. A great opportunity for all members (especially those who work or have other daytime commitments) to come out for some social stitching time. The last published date and location for the summer is noted on the Save The Date page for June.

**Every Friday:** This afternoon gathering meets from 1:00pm – 4:00 pm and is held at the Starbucks at 4702 E Grant Road, the Southeast corner of Grant and Swan. Join us for a social afternoon of stitching fun. All beading and needleworkers are welcome. The last published dates and location for the summer are noted on the Save The Date page for June.



(520) 623-4590

[www.thehaventucson.org](http://www.thehaventucson.org)

1107 E Adelaide Dr.  
Tucson, AZ 85719

Aimee Graves  
Chief Executive Officer

**Officers**

India Davis  
Chair

Judith Francis,  
PhD, MPH  
Vice Chair

Jean Gadea, CPA, CFP  
Treasurer

Jacqueline Wohl  
Secretary

**Directors**

Barbara Sattler,  
PCSC Judge (ret)

Colette Barajas

Kimberly Bond

Casey Ramirez

Rosa Garcia

Miguel Flores

Tucson Chapter of Embroiderers' Guild of America  
5683 W. Jade Hollow Place  
Tucson, AZ 85742

*Lovely. Just lovely!*

March 9, 2026

Dear Kathleen,

On behalf of The Haven, thank you for your generous in-kind donation of three hand and machine sewn quilts, which we received on February 18, 2026. We are deeply grateful for your support and the care you extend to the women we serve.

For 55 years, The Haven has been a trusted resource for women and their children, providing compassionate, trauma-informed care. During the past five decades, we estimate that The Haven has helped at least 10,000 women heal, creating ripple effects felt by their children, families, and the wider community. Each year, each story adds a new thread to our shared history. Our history is one of resilience, compassion, and the transformative power of recovery.

Last year alone, we helped 515 women heal from substance use disorders and supported 394 women with minor children, including 19 pregnant women. Your contribution directly supports this work by helping us maintain a safe, nurturing, and dignified environment where women and children can heal together and rediscover hope.

We would also like to share information about an upcoming event. Our annual Chrysalis Luncheon will take place on Thursday, March 19, from 11:00 a.m. to 1:00 p.m. This year, we will honor Nati Cano and celebrate the 20th anniversary of the Native Ways Program, which has provided culturally responsive care to Native and Indigenous women for two decades. You can find more information about the event at <https://thehaventucson.org/chrysalis-luncheon/>

Thank you for being an essential part of The Haven's mission. Your generosity truly changes lives, and we are honored to have you as part of our community.

Warmly,

*Aimee Graves*

Aimee Graves  
Chief Executive Officer

# SAVE THE DATE

## June 2026

- June 4 Tucson Chapter EGA Meeting  
**Dusenberry Library located in the shopping center at the corner of Craycroft and River, near The West.  
5605 E. River Road, Tucson  
NOTE: Last business meeting until September**
- June 5 Bead & Needlework stitch-in, Starbucks  
SE corner of Swan and Grant  
1:00 pm to 4:00 pm
- June 11 Tucson Chapter EGA Beading Meeting  
**Dusenberry Library located in the shopping center at the corner of Craycroft and River, near The West.  
5605 E. River Road, Tucson  
10:00 am – 2:00 pm**
- June 12 Bead & Needlework stitch-in, Starbucks  
SE corner of Swan and Grant  
1:00 pm to 4:00 pm
- June 16 Evening stitch-in, The Café at Barnes & Noble  
5:30 pm – 7:30 pm  
At both Foothills Mall and  
Broadway/Rosemont
- June 19 Bead & Needlework stitch-in, Starbucks  
SE corner of Swan and Grant  
1:00 pm to 4:00 pm
- June 20 Saturday stitch-in at Martha Cooper Library  
1377 N. Catalina Ave., Tucson, AZ 85712  
10:00 am to 1:00 pm
- June 26 Bead & Needlework stitch-in, Starbucks  
SE corner of Swan and Grant  
1:00 pm to 4:00 pm

**This is the last published Save the Date until the September issue of the chapter newsletter. See Other Outreach Schedules for more information for summer get-togethers.**

## Seminar 2027 information (rev. 5/27/2026)

### Pam Brummit

Teachers	Class Information when available
Terry Bay	Contessa - A basic level Ukrainian Whitework design
	Twist – A fusion design combining elements of Hardanger, Reticello, and Punto Antico
	Sheer Terror – Is a class to show you all about how to cut fabric threads without losing your mind.
Holly Bean	Necklaces-Sedona Sunrise, Tucson, Apache Plume
Shawn Brown	Southwestern Seam Ripper/Awl and Needle Case. An introduction to Peyote Stitch.
Kate Festo	Fire Flower – A work in Silk and Metal Embroidery
	Exploration – A study in Rozashi Embroidery
	Fluttering Serenity – A study in Japanese Rozashi Embroidery
Toni Gerdes	Desert Sun – a 2-day intermediate class
	Merry – a 1-day intermediate class
	Under a Copper Moon – 2-day intermediate class
Pat Olski	Silk Ribbon Embroidery
	Surface Embroidery Biscornu with a Dorset Button Center
Amanda Rymel	A virtual class – Jacobean Crewelwork Owl
Melida Sherbring	Frankenflora – a small sampler of late 16 <sup>th</sup> century stitches
	Reversible Rudolph
Margaret Bendig	A virtual class – Treasure Box
Laura Smith	Sabino Canyon: Exploring Design and Color. A 4-day class for intermediate and beyond
	17 Ways to Transfer a design for Embroidery – a 1-day class
Sandie Cormaci-Boles	Desert Duet Mini Masterpiece
	Desert Inspiration Frame Weight
Bonnie Heidler	Temari Ball Class. Design by GinnyThompson
Gail Stafford	Lakeside Azaleas- Using overdyed threads, Boucle and a touch of stranded embroidery cotton to create a Fall scene
	Landscape Minis – For those who want to sample stitching on a small landscape design.
	Tucson Sunset – Using overdyed threads and a variety of stitches to create a dynamic sunset in Tucson, Arizona
Clara Warschauer	A virtual class – Sonoran Quail
Cecilia de Botton Campbell	A Day in Nogales Mexico – La Rocha Scene – Painted panel design
Mendi Cannon	April, Showers, Rose Pin Cushion, Hummingbird
Karen Wallach	Traveling Sewing Kit
Michelle Ripley Wood	Lacing and Finishing